



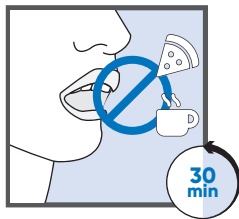
## QUICKSTART GUIDE TO THE ORAL RISK TEST

# 1



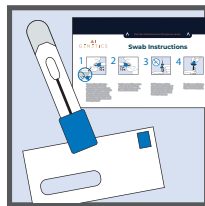
Your office can store the test kits at room temperature. **No refrigeration required.**

# 2



Advise the patient **not eat or drink** anything other than water 30 min. prior to testing.

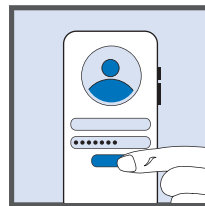
# 3



### Inside the kit:

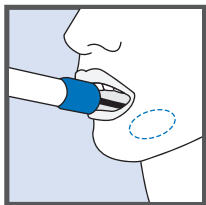
- Step-by-step instructions on how to swab and how to return the samples;
- Sealed, single-use DNA collection swab;
- Pre-paid return envelope for your sample.

# 4



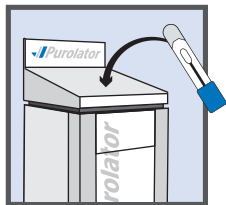
Register the kit online at [www.aigenetics.ca/register](http://www.aigenetics.ca/register).

# 5



When swabbing **follow the included instructions** carefully.

# 6



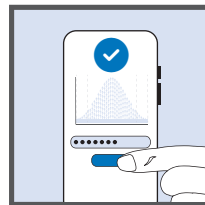
Drop the patient's sample at any Purolator location or visit [www.purolator.com](http://www.purolator.com) to schedule a pick-up.

# 7



Once the patient's results have been analyzed, your office will be **notified by email**.

# 8



To view patient results, login to your portal and go to **'results'**